



Block of the Month October

"Amish Stripes"

12 1/2"



①



2" strips

colors - black,

6 random colors


②

← 24" →

1 square, black, 12 7/8"
cut into 2 triangles

6 strips, 2" x 24"

③



1. Sew strips together the long way. view 2
2. place black triangles on strip set as in view 3.
3. sew long side of each triangle.
4. Cut on shorter sides and press open.