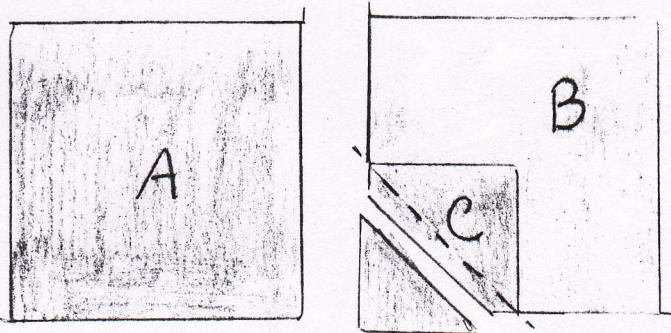
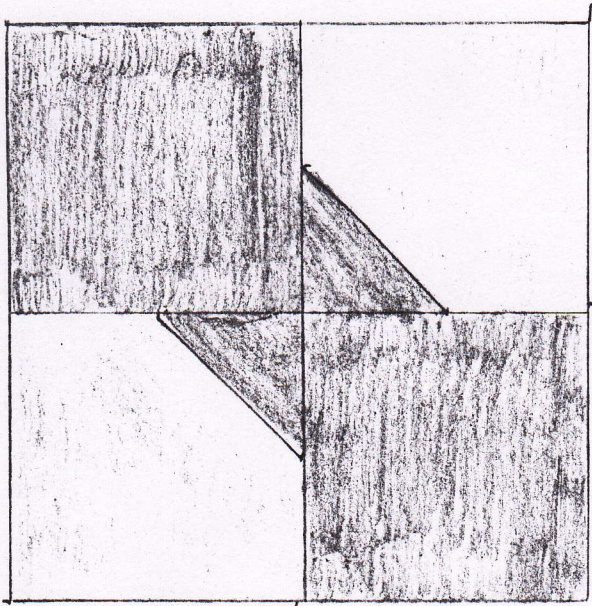


# Block of the Month May

## "Bow Tie"

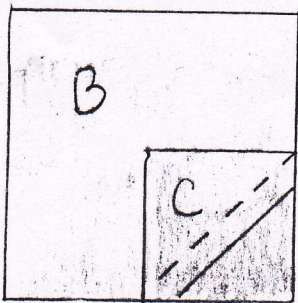
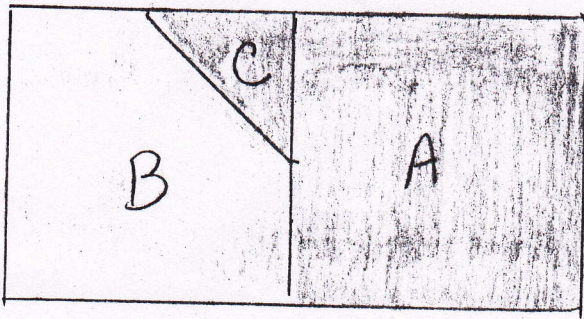
background fabric - light blue  
size 12 1/2"



A - your choice  
cut 2 - 6 1/2" squares

B - light blue  
cut 2 - 6 1/2" squares

C - your choice  
cut 2 - 3 1/2" squares



1. place square c into corner of square B. sew across diagonally. make 2. press c open.
2. Sew square A to B/c. make 2. press open.
3. Sew A/B/c rectangle to other A/B/c rectangle.