


"Block of the Month June


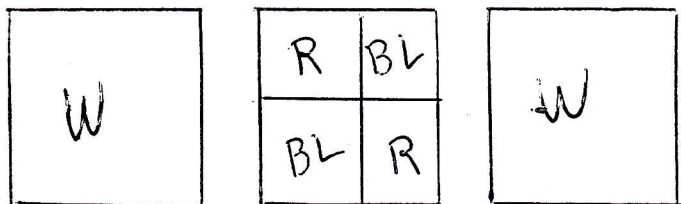
"Modified Nine Patch" 12 1/2" square



cut 10 2 1/2" black squares

cut 10 2 1/2" red squares

cut 4 4 1/2" white squares



1. sew red and black squares together.

2. sew red/black pieces together, making a four-patch.

3. sew squares together so there are red blocks running down the center. and top-right and bottom left red squares run other way.